



## ILLUSTRATED STUDY OF THE BLACK AND TAN COONHOUND

*Prepared and Published by the American Black and Tan Coonhound Club*

---

### **General Appearance**

The Black and Tan Coonhound is first and fundamentally a working dog, a trail and tree hound, capable of withstanding the rigors of winter, the heat of summer, and the difficult terrain over which he is called upon to work. Used principally for trailing and treeing raccoon, the Black and Tan Coonhound runs his game entirely by scent.

The characteristics and courage of the Coonhound also make him proficient on the hunt for deer, bear, mountain lion and other big game. Judges are asked by the club sponsoring the breed to place great emphasis upon these facts when evaluating the merits of the dog. The general impression is that of power, agility and alertness. He immediately impresses one with his ability to cover the ground with powerful rhythmic strides.

### **Size, Proportion, Substance**

Size measured at the shoulder: Males 25" - 27"; Females 23" - 25"

Oversized dogs should not be penalized when general soundness and proportion are in favor. **Penalize undersize.**

Proportion: Measured from the point of shoulder to the buttocks and from withers to ground the length of body is equal to or slightly greater than the height of the dog at the withers. Height is in proportion to general conformation so that dog appears neither leggy nor close to the ground.

Substance: Considering their job as a hunting dog, the individual should exhibit moderate bone and good muscle tone. Males are heavier in bone and muscle tone than females.

### **Head**

The head is cleanly modeled. From the back of the skull to the nose the head measures from 9" to 10" in males and from 8" to 9" in females. Expression is alert, friendly and eager. The skin is devoid of folds. Nostrils well open and always black. The flews are well developed with typical hound appearance. **Penalize excessive wrinkles.**

Eyes are from hazel to dark brown in color, almost round and not deeply set. **Penalize yellow or light eyes.**

Ears are low set and well back. They hang in graceful folds, giving the dog a majestic appearance. In length they extend naturally well beyond the tip of the nose and are set at eye level or lower. **Penalize ears that do not reach the tip of the nose and are set too high on the head.**

Skull tends toward oval outline. Medium stop occurring midway between occiput bone and nose. Viewed from profile the line of the skull is on a practically parallel plane to the foreface or muzzle. Teeth fit evenly with scissors bite. **Penalize excessive deviation from scissors bite.**

### **Neck, Topline, Body**

The neck is muscular, sloping, medium length. The skin is devoid of excess dewlap. The back is level, powerful and strong. The dog possesses full, round, well sprung ribs, avoiding flatsidedness. Chest reaches at least to the elbows. The tail is strong, with base slightly below level of backline, carried free and when in action at approximately right angle to back.

### **Forequarters**

Powerfully constructed shoulders. The forelegs are straight, with elbows turning neither in nor out; pasterns strong and erect. Feet are compact, with well knuckled, strongly arched toes and thick, strong pads. **Penalize flat or splayed feet.**

### **Hindquarters**

Quarters are well boned and muscled. From hip to hock long and sinewy, hock to pad short and strong. Stifles and hocks well bent and not inclining either in or out.

When standing on a level surface, the hind feet are set back from under the body and the leg from pad to hock is at right angles to the ground.

**Fault-Rear dewclaws.**

### **Coat**

The coat is short but dense to withstand rough going.

### **Color**

As the name implies, the color is coal black with rich tan markings above eyes, on sides of muzzle, chest, legs and breeching, with black pencil markings on toes.

**Penalize lack of rich tan markings, excessive areas of tan markings, excessive black coloration.**

**Faults-White on chest or other parts of body is highly undesirable, and a solid patch of white which extends more than one inch in any direction is a disqualification.**

### **Gait**

When viewed from the side, the stride of the Black and Tan is easy and graceful with plenty of reach in front and drive behind.

When viewed from the front the forelegs, which are in line with the width of the body, move forward in an effortless manner, but never cross.

Viewed from the rear the hocks follow on a line with the forelegs, being neither too widely nor too closely spaced, and as the speed of the trot increases the feet tend to converge toward a center line or single track indicating soundness, balance and stamina. When in action, his head and tail carriage is proud and alert; the topline remains level.

### **Temperament**

Even temperament, outgoing and friendly. As a working scent hound, must be able to work in close contact with other hounds. Some may be reserved but never shy or vicious. Aggression toward people or other dogs is most undesirable.

**Note-Inasmuch as this is a hunting breed, scars from honorable wounds shall not be considered faults.**

**DISQUALIFICATION – Solid patch of white which extends more than one inch in any direction.**

*Approved December 11, 1990 / Effective January 30, 1991*

## COLOR


"As the name implies, the color is coal black with rich tan markings above eyes, on sides of muzzle, chest, legs and breeching, with black pencil markings on toes."

"Penalize lack of rich tan markings, excessive areas of tan markings, excessive black coloration.  
Faults-White on chest or other parts of body is highly undesirable, and a solid patch of white which extends more than one inch in any direction is a disqualification."

*The two dogs illustrated at right > show different shades of tan in their markings. Both are correct as the color falls within the range of tan noted below.*



COLOR SCALE SHOWS THE RANGE OF 'TAN' COLOR THAT MAY BE FOUND  
IN THE MARKINGS OF A BLACK AND TAN COONHOUND



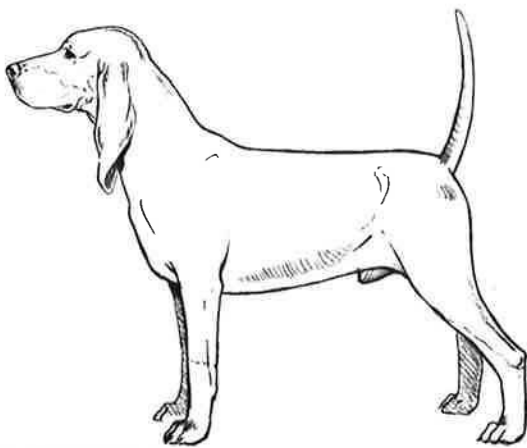
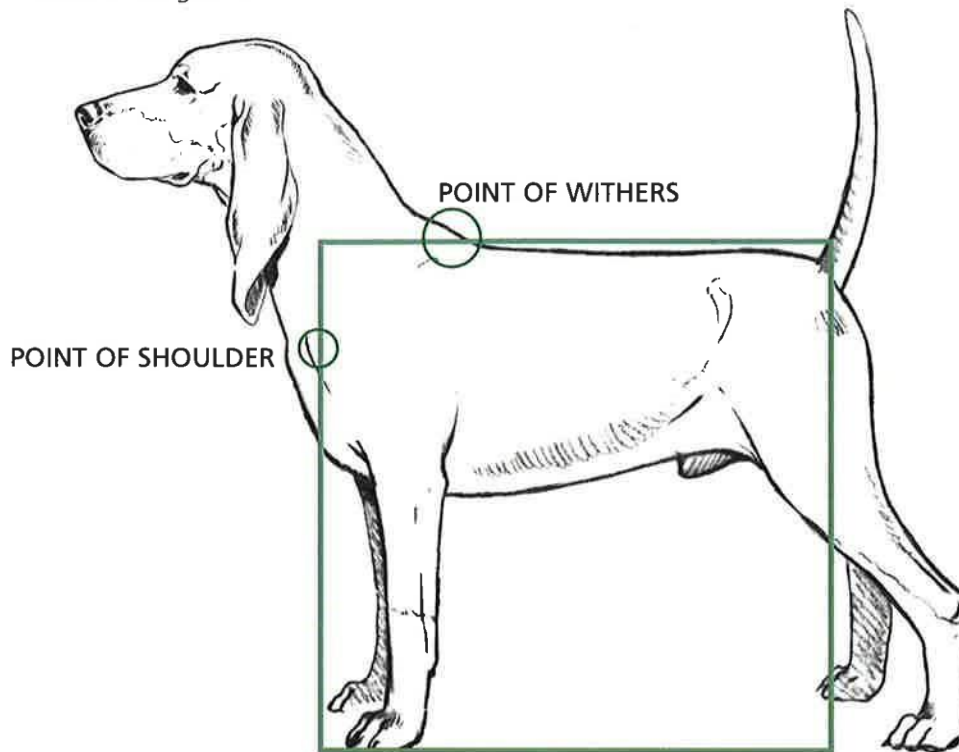
DARKEST "TAN"

(INCLUDES ANY COLOR IN BETWEEN)

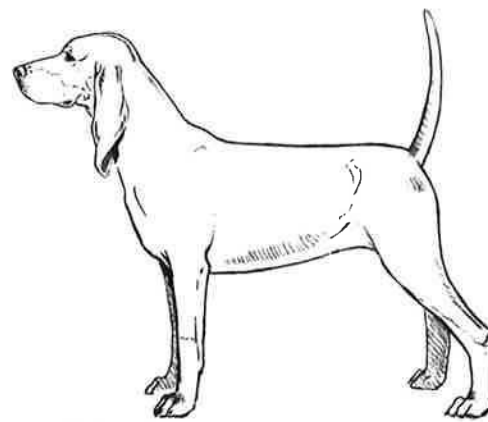
LIGHTEST "TAN"

## IDEAL CONFORMATION

"Measured from the point of shoulder to the buttocks and from withers to ground the length of body is equal to or slightly greater than the height of the dog at the withers. Height is in proportion to general conformation so that dog appears neither leggy nor close to the ground."



MALE COONHOUND



FEMALE COONHOUND

"Size measured at the shoulder: Males 25"- 27"; Females 23"- 25"

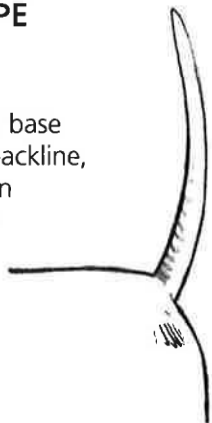
Oversized dogs should not be penalized when general soundness and proportion are in favor. Penalize undersize.

Animals should exhibit moderate bone and good muscle tone. Males are heavier in bone and muscle tone than females."



### PROPER TAIL SHAPE AND SET

"The tail is strong, with base slightly below level of backline, carried free and when in action at approximately right angle to back."



### FAULTY TAIL SET

*Tail is set too high >*

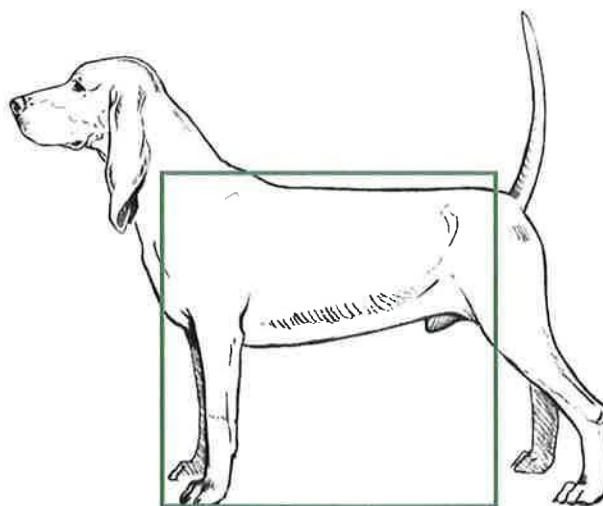


*< Tail is curly/carried gaily;  
Set low and off croup*

*Long, whippy tail >  
Set low and off croup*

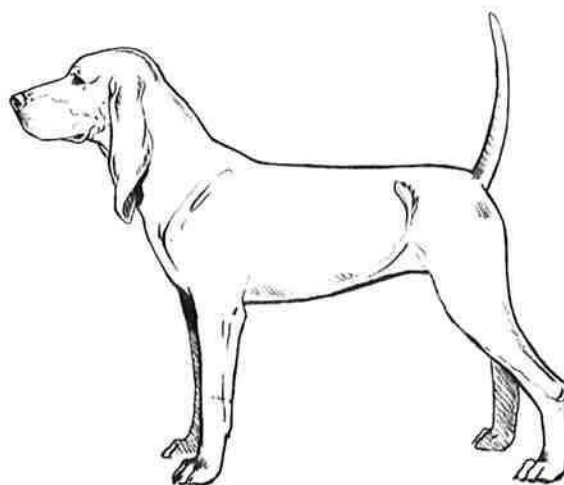


*< Thin, curly, vermicelli-like' tail;  
Set low and off croup*



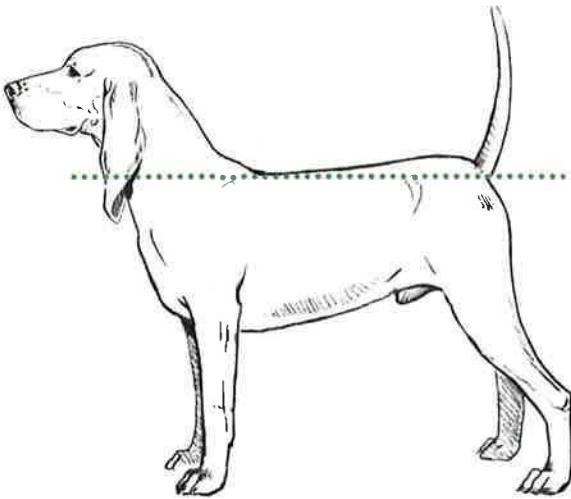
### BODY TOO LONG

*Too far outside the measurement box: This dog's point of shoulder to buttocks measurement is much longer than it's withers to ground measurement*



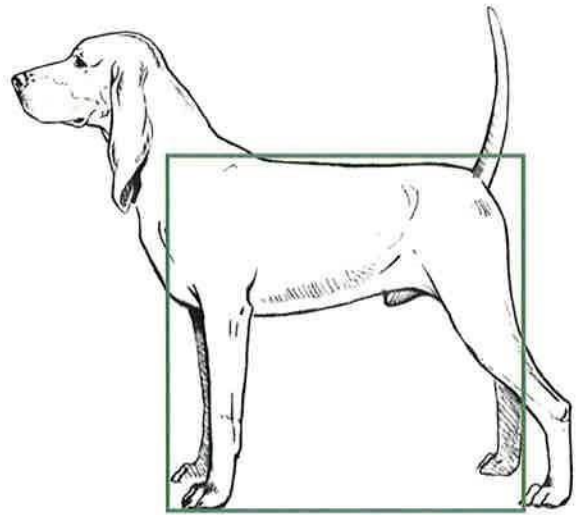
### WEAK/SHELLY DOG;

*Chest does not reach past elbow; Too tucked up*



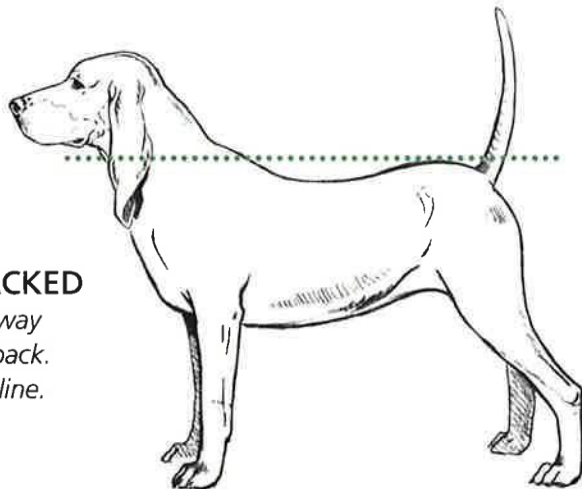
**LOW IN THE WITHERS/HIGH IN THE REAR**

*This dog has an uneven topline, showing a high rump.*



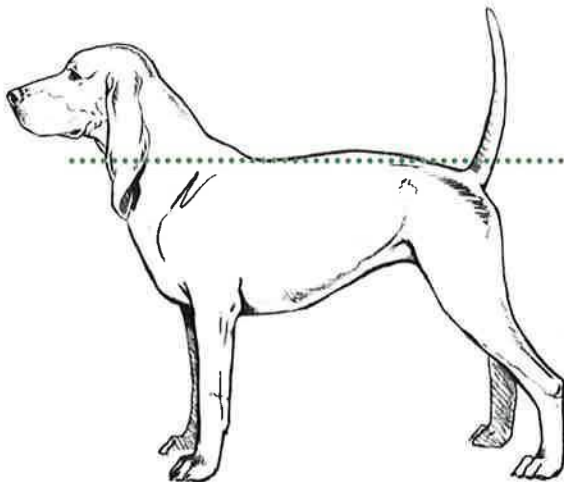
**TOO LEGGY; SHORT BODY**

*Too far inside the measurement box: This dog's point of shoulder to buttocks measurement is too short compared with it's withers to ground measurement.*



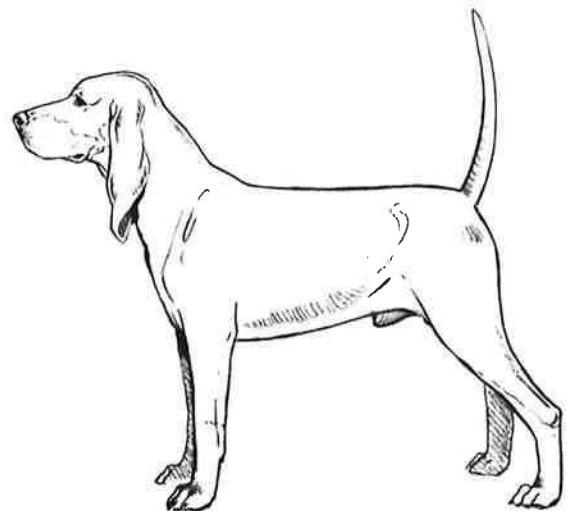
**SWAY BACKED**

*Dog has a sway back/weak back. No level topline.*



**ROACHBACK**

*Dog has a roach back; no level topline Too tucked up / greyhoundish*



**STRAIGHT SHOULDER**

*Dog has a too straight of a shoulder; sometimes characterized by rippled skin on withers*

## IDEAL BLACK AND TAN COONHOUND HEAD:

"The HEAD is cleanly modeled. From the back of the skull to the nose the head measures from 9" to 10" in males and from 8" to 9" in females.

Skull tends toward oval outline.

Medium stop occurring midway between occiput bone and nose. Viewed from profile the line of the skull is on a practically parallel plane to the foreface or muzzle.

Expression is alert, friendly and eager.

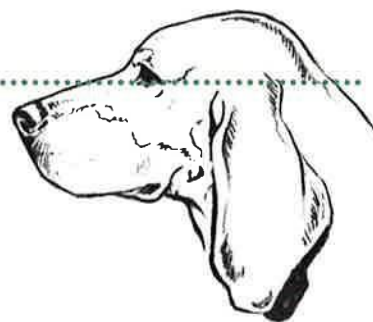
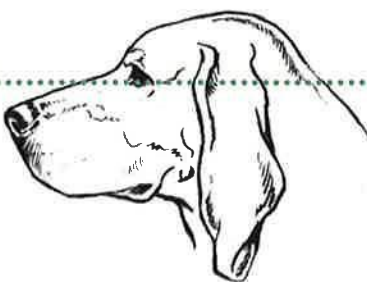
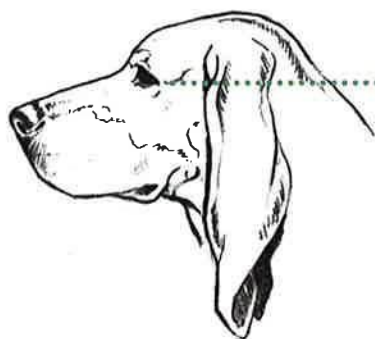
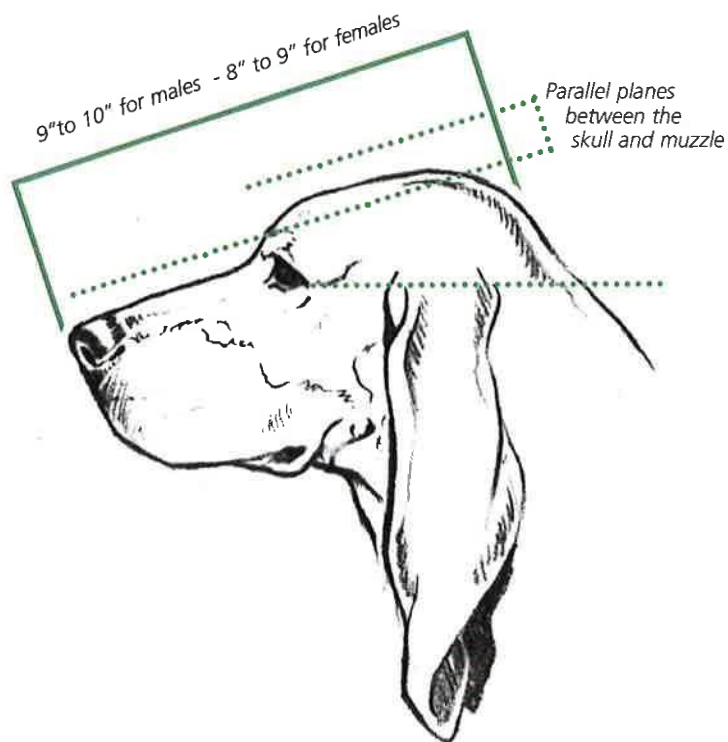
The skin is devoid of folds. Nostrils well open and always black. The flews are well developed with typical hound appearance. Penalize excessive wrinkles.

EYES are from hazel to dark brown in color, almost round and not deeply set. Penalize yellow or light eyes.

EARS are low set and well back.

They hang in graceful folds, giving the dog a majestic appearance. In length they extend naturally well beyond the tip of the nose and are set at eye level or lower.

*Penalize ears that do not reach the tip of the nose and are set too high on the head."*



## EAR FAULTS

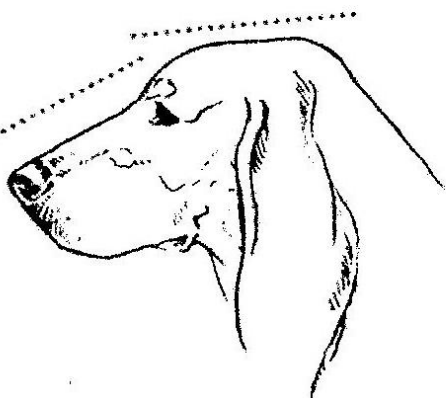
*Above left: Ears good length, but set on too high*

*Above Center: Ears too short and set on too high*

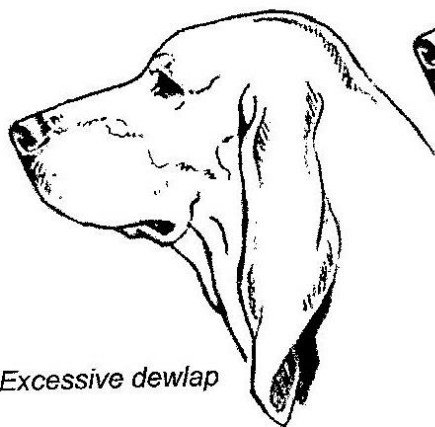
*Above right: Ears set on good position, but too short and flat; not folding*

*Left: Front view of short, flat ears; gives dog a clownish look*

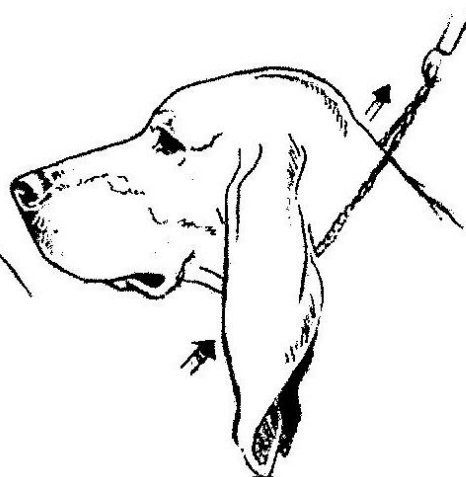
## HEAD FAULTS



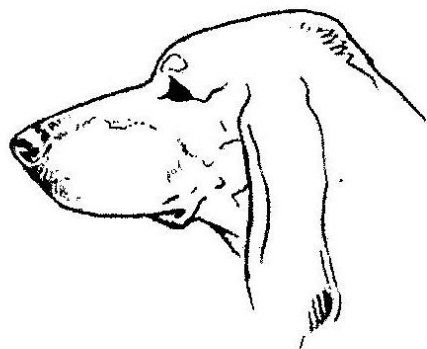
*Uneven planes: Top of muzzle and top of the head are not parallel*




*Excessive dewlap*




*Showing how excessive dewlap can be hidden with a taut lead. Relax lead to check dewlap.*



*Snipey; pointed muzzle*




*Coarse head showing excessive stop;*



*Coarse head from front view is too broad; Rottweiler looking*

---

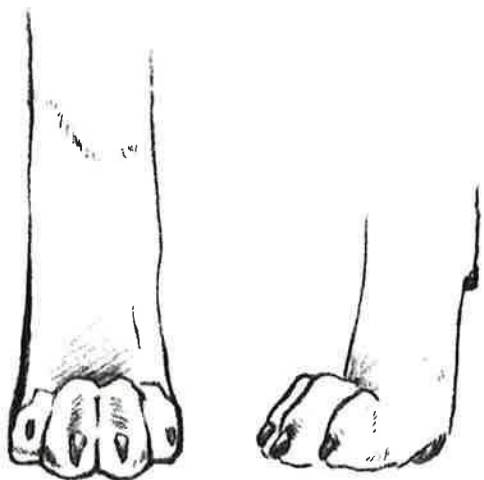
## TEETH/BITE



*Teeth fit evenly with scissors bite. Penalize excessive deviation from scissors bite.*



### CORRECT COONHOUND FEET



"Feet are compact, with well knuckled, strongly arched toes and thick, strong pads."

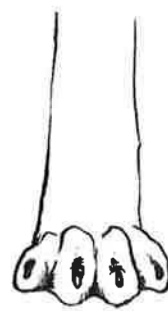
### FEET FAULTS:



*Sloping pasterns*



*Flat feet*



*Splayed feet*

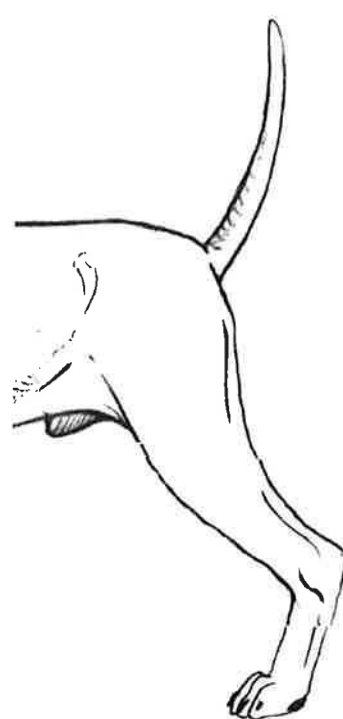
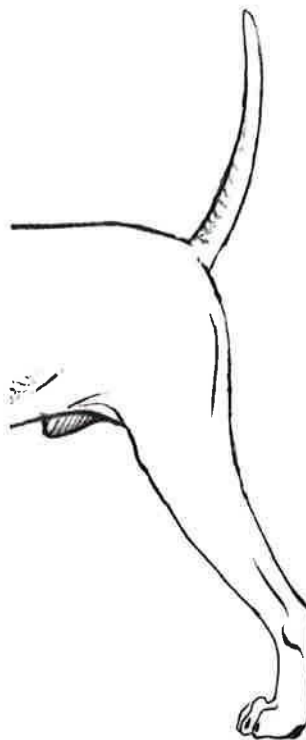
### HIND QUARTER FAULTS

(Left)  
*Hind leg underangulated*

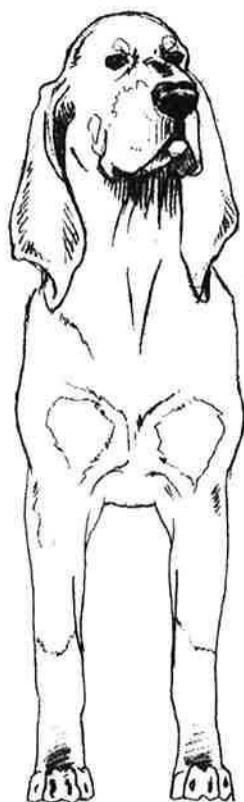
(Center)  
*Weak hind leg/stifle*

(Right)  
*Hind leg overangulated*

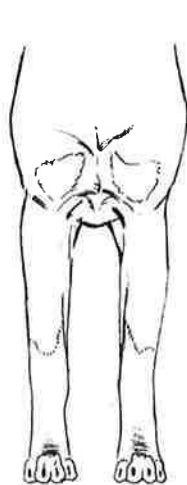
*All tail sets falling off croup*



CORRECT FRONT



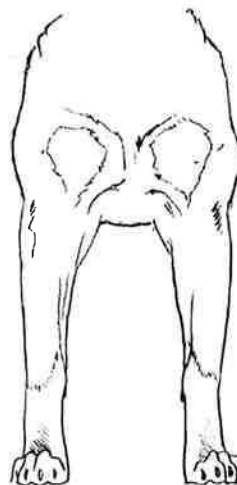
FRONT END FAULTS



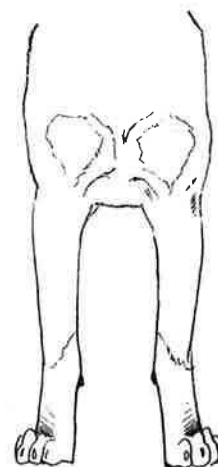
*Too narrow*



*Elbows turned out;  
pigeon-toed*

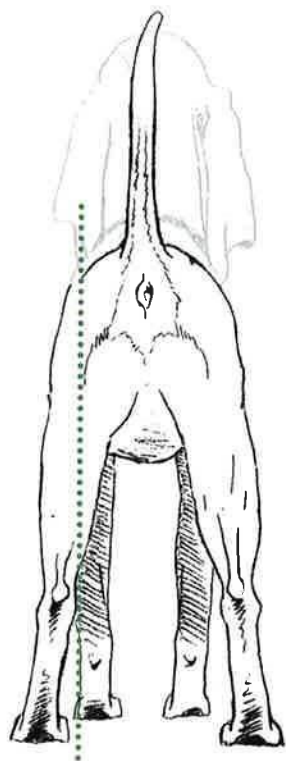


*Too wide/broad,  
loaded shoulder*

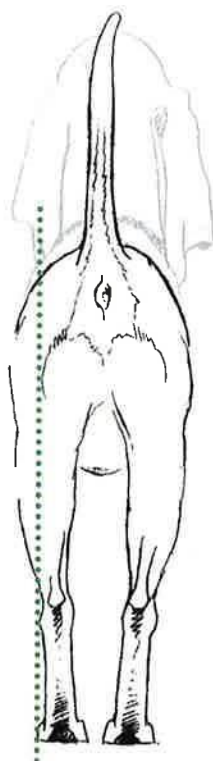


*Toed-out*

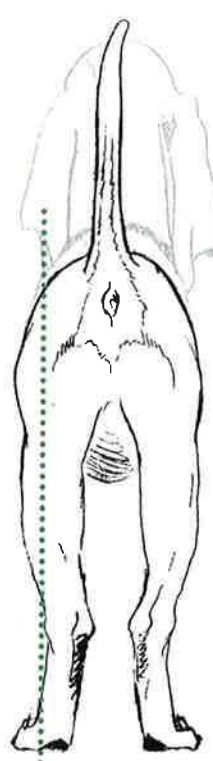
REAR END FAULTS



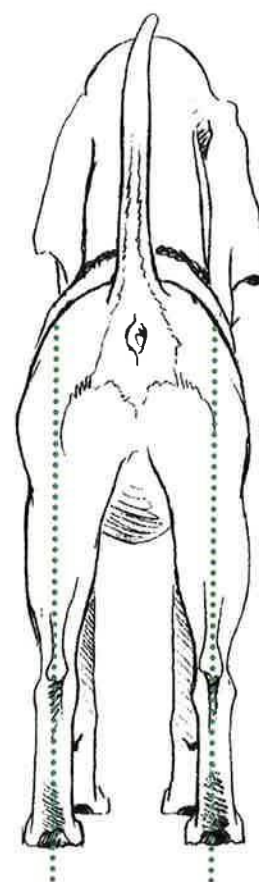
*Too wide and/or splayed*



*Too narrow*



*Cow Hocked*



CORRECT REAR

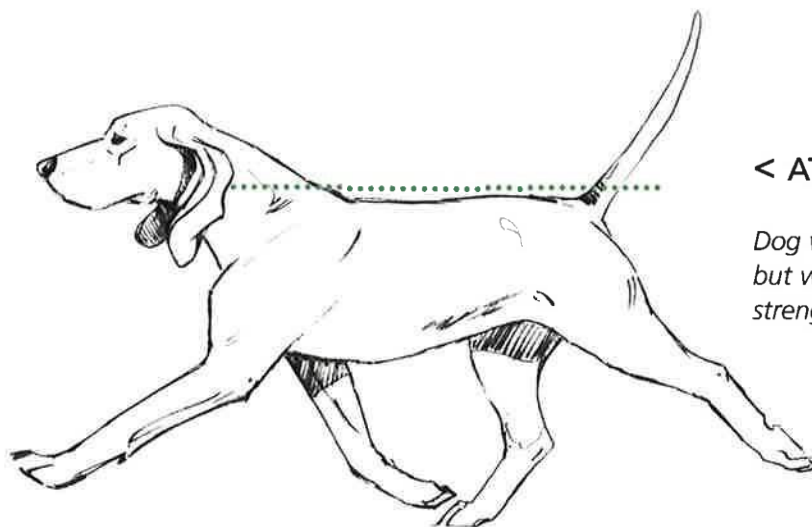
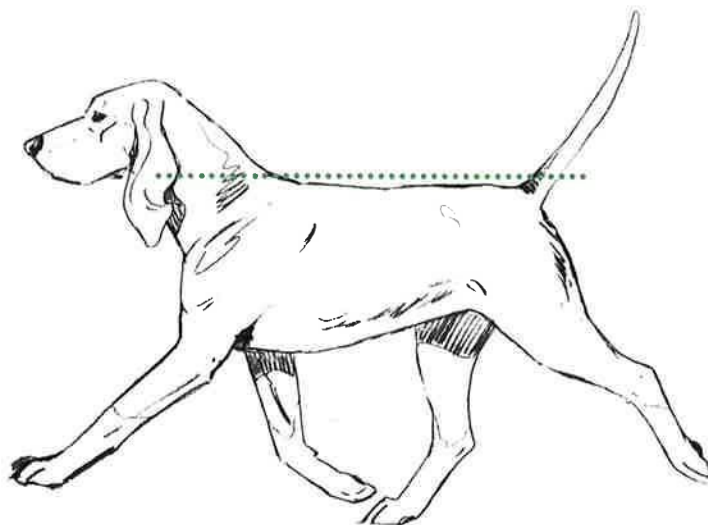
## CORRECT MOVEMENT

" When viewed from the side, the stride of the Black and Tan is easy and graceful with plenty of reach in front and drive behind..."

"When in action, his head and tail carriage is proud and alert; the topline remains level."

### AT MEDIUM SPEED>

*Strong, rhythmic and purposeful gait;  
Level topline*

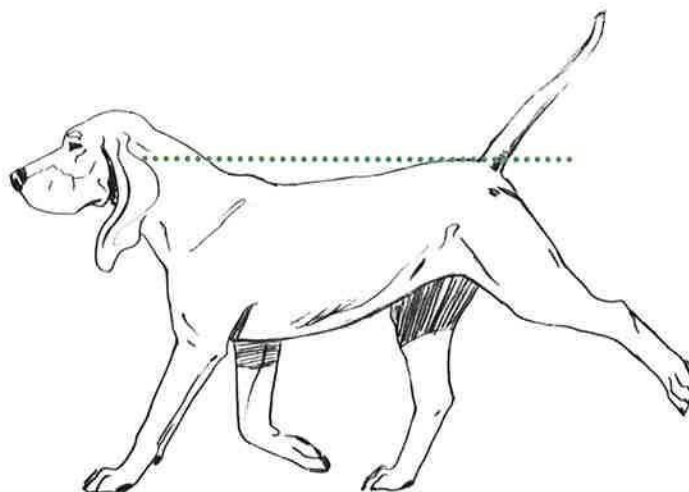


### < AT HIGHER SPEEDS

*Dog will reach out further with shoulder,  
but will maintain a level topline, rhythm and  
strength of stride.*


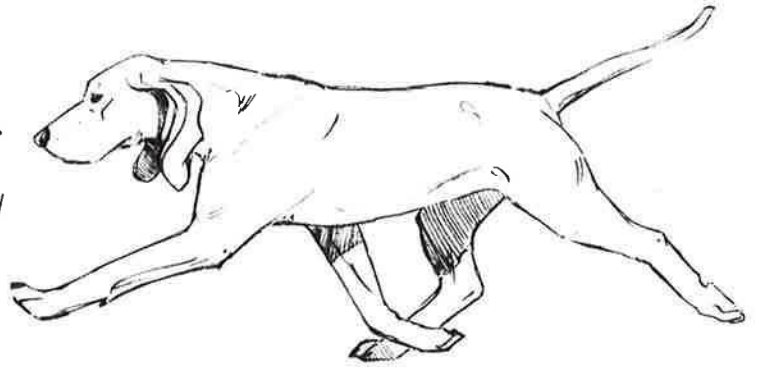
## FAULT: KICK BACK/ POUNDING>

*Dog has uneven gait with hind end 'kicking' out  
or up, using extra push; Compensating for  
imbalance between front and rear.  
Topline uneven*



**FAULT: OVERREACHING or OVER EXTENDING >**

*Dog will reach out and lowers head tail and body to gain extra speed.*

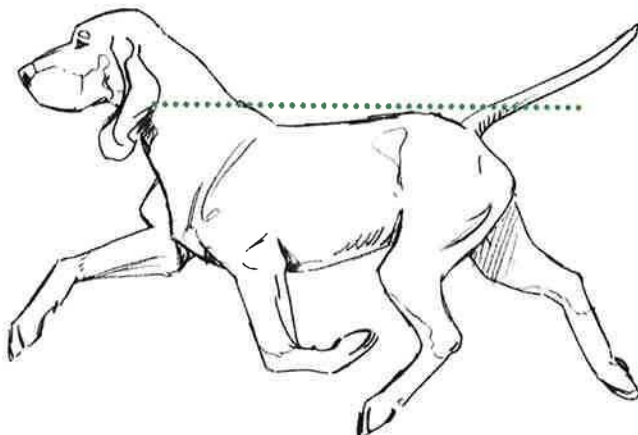
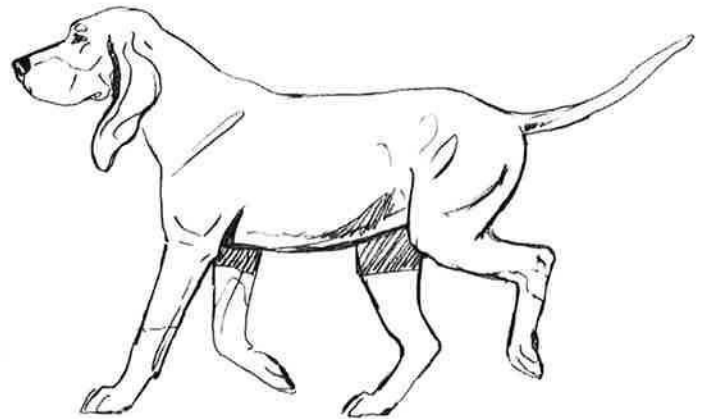


**< FAULT: PACING GAIT**

*Pacing / lateral pairing; Some dogs use a pacing gait due to fatigue or co-ordination problems.  
(A pacing gait is easier to co-ordinate than a trot)*

**FAULT: STILTED, CHOPPY GAIT >**

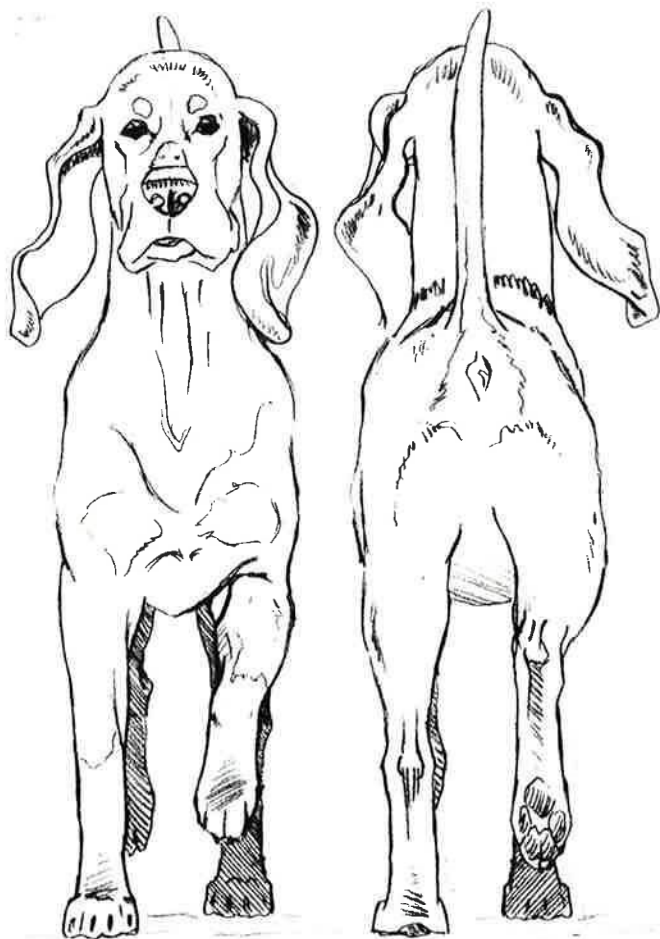
*A stilted or choppy stride lacks power; Over angulated hind end makes for weak extension; Low tail set.*



**< FAULT: HACKNEY OR ANIMATED GAIT**

*"Hackney" gait is a result of an upright shoulder/straight upper arms*





### IDEAL FRONT/HIND MOVEMENT:

"When viewed from the front the forelegs, which are in line with the width of the body, move forward in an effortless manner, but never cross."

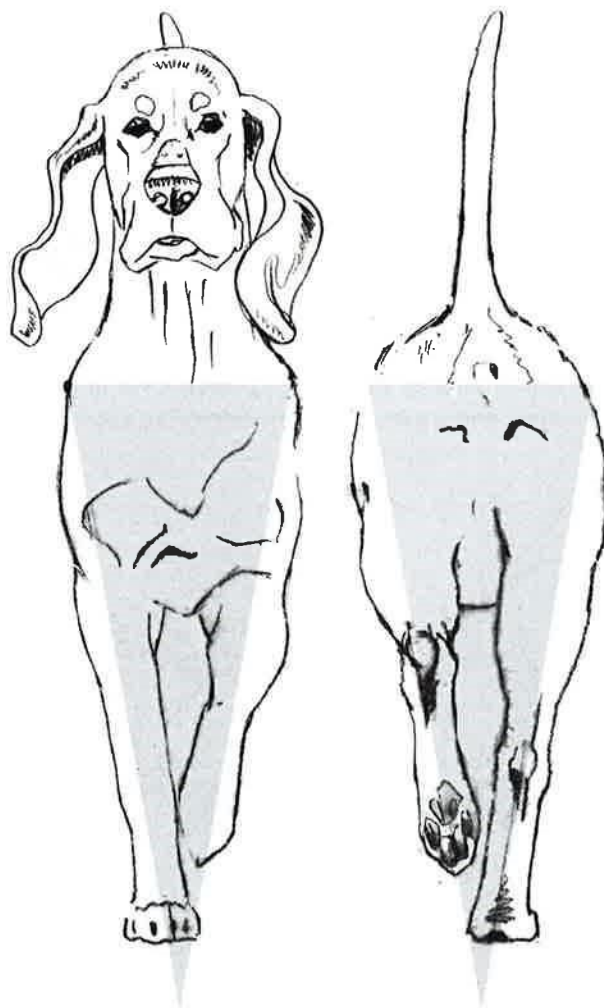
"Viewed from the rear the hocks follow on a line with the forelegs, being neither too widely nor too closely spaced, and as the speed of the trot increases the feet tend to converge toward a center line or single track indicating soundness, balance and stamina."

### AT FASTER SPEEDS:

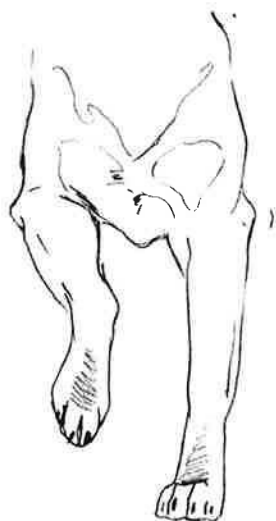
"As the speed of the trot increases the feet tend to converge toward a center line or single track indicating soundness, balance and stamina."

*This differs from crossing over in that there still is a column of support; one can draw a straight line from the point of the shoulder down through the leg to the foot center,*

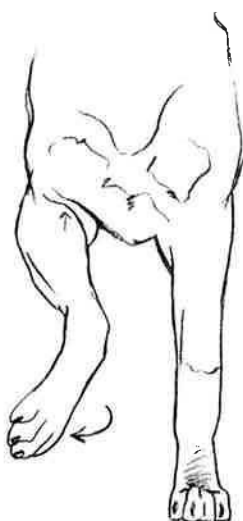
*This keeps power and strength in the gait.*



## FRONT MOVEMENT FAULTS:



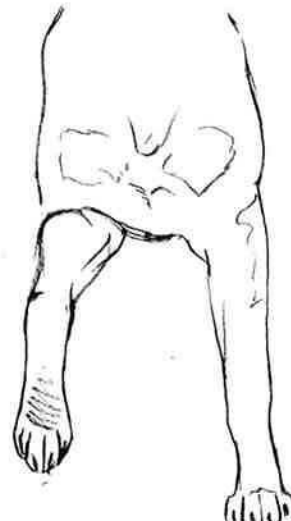
A.) Elbows out



B.) Paddling/Winging



C.) Crossing Over



D.) Gait too wide

## REAR MOVEMENT FAULTS:



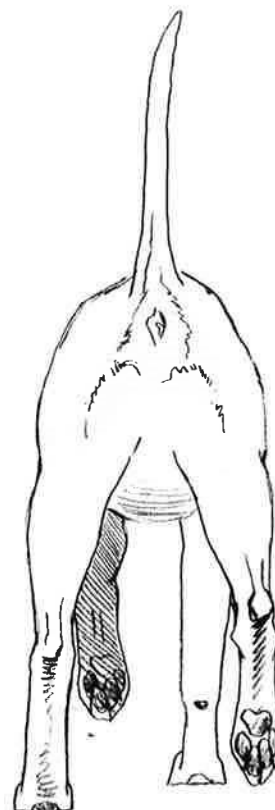
A.) Bandy/Bowlegged



B.) Cow Hocked



C.) Gait too narrow



D.) Gait too wide